

Environmental Submersible Pumps

Grundfos 16S Teflon® Retrofitted Submersible Pumps

These Grundfos submersible pumps are made of stainless steel and retrofitted with Teflon® to handle the rigors of contaminated groundwater pumping and continuous operation in remediation applications. Built to deliver optimum efficiency during periods of high demand, all Grundfos pumps provide low, long-term operating costs and high operating reliability regardless of the application.

Grundfos Teflon® retrofitted submersibles meet government guidelines for environmental equipment and have been proven through extensive use in the field.

FEATURES

- **Made For 4" (10 cm) and Larger Wells**
Flow rates of 10 to 20 GPM (37.8 to 75.7 LPM).
- **State-of-the-art Hydraulics**
Pump efficiency is maximized by constant improvement of the high-performance hydraulic design, and precise manufacturing process.
- **Manufactured With High-grade Stainless Steel**
Rugged stainless steel construction inside and out resists corrosion and attack from aggressive liquids.
- **Wear-resistant Design**
Designed to flush abrasive particles from the pump, and made from stainless steel to resist wear caused by abrasives.
- **Built-in Check Valve**
Prevents back-flow into the well once the pump is shut down.
- **User Friendly Cable Guard For Easy Installation**
- **1/2 to 10 HP Motors**
Stainless steel construction and quality design.
- **Motor Controls and Protection**
Available controls to protect the motor against burnout and dry-running, plus the ability to monitor the system allowing the user to optimize settings.

OPERATION

Typical clean-up operations include water table depression techniques to isolate and remove dissolved contaminants.

With correct placement of the recovery well and proper sizing of the depression pump, the water table is depressed to stop and reverse the movement of the contamination plume. Once isolated, the contaminant is removed for treatment, re-use, or proper disposal.



GRUNDFOS 

*Geotech is a Certified
Grundfos Master Distributor*

CALL GEOTECH TODAY (800) 833-7958

Geotech Environmental Equipment, Inc.

2650 East 40th Avenue • Denver, Colorado 80205

(303) 320-4764 • **(800) 833-7958** • FAX (303) 322-7242

email: sales@geotechenv.com website: www.geotechenv.com

Model 16S Teflon Retrofitted

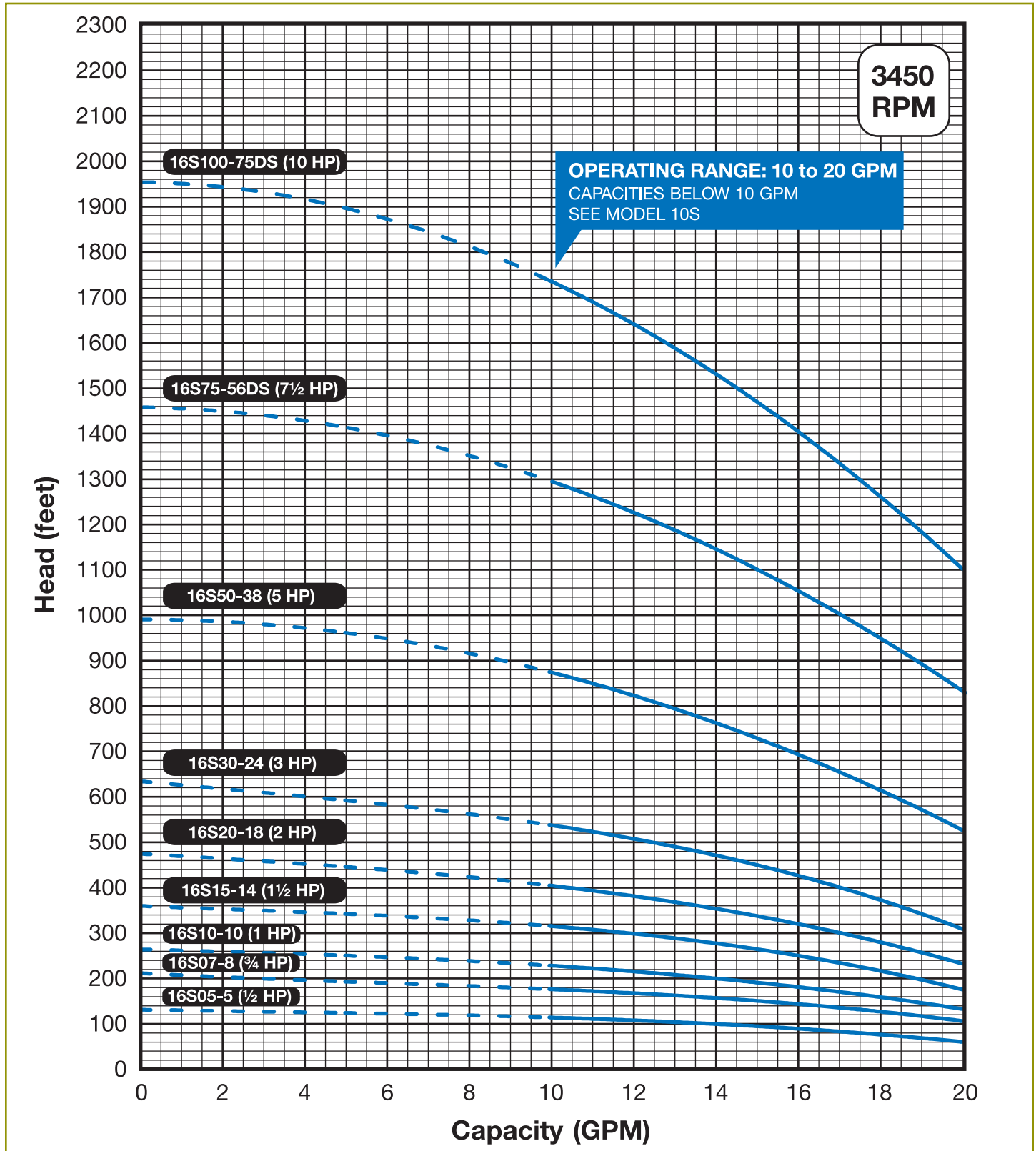
16 GPM (60.6 LPM)

Performance Curves

FLOW RANGE: 10 - 20 GPM

OUTLET SIZE: 1 1/4" NPT

NOMINAL DIA. 4"



Specifications subject to change without notice.

4" motor standard, .5-5 HP/3450 RPM.

6" motor standard, 7.5-10 HP/3450 RPM

DS = Deep Set model version for high head requirements.

Performance conforms to ISO 2548 Annex B @ 2 ft. minimum submergence.

DIMENSIONS & WEIGHTS

Model No.	Fig.	HP	Motor Size		Discharge Size	Dimensions										Approximate Shipping Wt.	
			In.	CM		A		B		C		D		E		Lbs.	Kg
16S05-5	A	½	4	10	1 ¼" NPT	19.7	50.0	9.5	24.1	10.2	25.9	3.8	9.7	3.9	9.9	27	12.2
16S07-8	A	¾	4	10	1 ¼" NPT	23.4	59.4	10.7	27.2	12.7	32.3	3.8	9.7	3.9	9.9	29	13.2
16S10-10	A	1	4	10	1 ¼" NPT	26.2	66.5	11.8	30.0	14.4	36.6	3.8	9.7	3.9	9.9	32	14.5
16S15-14	A	1 ½	4	10	1 ¼" NPT	32.8	83.3	15.1	38.4	17.7	45.0	3.8	9.7	3.9	9.9	36	16.3
16S20-18	A	2	4	10	1 ¼" NPT	36	91.4	15.1	38.4	20.9	53.1	3.8	9.7	3.9	9.9	40	18.1
16S30-24	A	3	4	10	1 ¼" NPT	46.5	118.1	20.6	52.3	25.9	65.8	3.8	9.7	3.9	9.9	64	29.0
16S50-38	A	5	4	10	1 ¼" NPT	61.1	155.2	23.6	59.9	37.5	95.3	3.8	9.7	3.9	9.9	94	42.6
16S75-56DS*	B	7 ½	6	15	1 ¼" NPT	93	236.2	24.2	61.5	68.8	174.8	5.4	13.7	4.6	11.7	220	99.8
16S100-75DS*	B	10	6	15	1 ¼" NPT	109.9	279.1	25.4	64.5	84.5	214.6	5.4	13.7	4.6	11.7	245	111.1

NOTES: All models suitable for use in 4" (10 cm) wells, unless otherwise noted.

Weights include pump end with motor in lbs.

*Built into sleeve 1 ¼" MPT discharge, 6" minimum well diameter.

MATERIALS OF CONSTRUCTION

COMPONENT	SPLINED SHAFT (5-24 Stgs.)	CYLINDRICAL SHAFT (38 Stgs.)	DEEP SET (56-75 Stgs.)
Check Valve Housing	304 Stainless Steel	304 Stainless Steel	304 Stainless Steel
Check Valve	304 Stainless Steel	304 Stainless Steel	304 Stainless Steel
Diffuser Chamber	304 Stainless Steel	304 Stainless Steel	304 Stainless Steel
Impeller	304 Stainless Steel	304 Stainless Steel	304 Stainless Steel
Suction Interconnector	304 Stainless Steel	304 Stainless Steel	304 Stainless Steel
Inlet Screen	304 Stainless Steel	304 Stainless Steel	304 Stainless Steel
Pump Shaft	304 Stainless Steel	431 Stainless Steel	431 Stainless Steel
Straps	304 Stainless Steel	304 Stainless Steel	304 Stainless Steel
Cable Guard	304 Stainless Steel	304 Stainless Steel	304 Stainless Steel
Priming Inducer	304 Stainless Steel	316 Stainless Steel	316 Stainless Steel
Coupling	329/420/431 Stainless Steel	329/420/431 Stainless Steel	329/416 Stainless Steel**
Check Valve Seat	NBR/304 Stainless Steel	NBR/316 Stainless Steel	NBR/316 Stainless Steel
Top Bearing	Teflon®/304 Stainless Steel	Teflon®/316 Stainless Steel	Teflon/316 Stainless Steel
Impeller Seal Ring	Teflon®	Teflon®	Teflon®
Intermediate Bearings	Teflon®	304 Stainless Steel	Teflon/316 Stainless Steel
Shaft Washer	Not Required	LCP (Vectra®)	LCP (Vectra®)
Split Cone	Not Required	304 Stainless Steel	304 Stainless Steel
Split Cone Nut	Not Required	316 Stainless Steel	304 Stainless Steel
Sleeve	Not Required	Not Required	316 Stainless Steel
Sleeve Flange	Not Required	Not Required	Zinccless Bronze*
Coupling Key	Not Required	Not Required	302/304 Stainless Steel**

NOTES: Specifications subject to change without notice.

Valox® is a registered trademark of General Electric Co.

Vectra® is a registered trademark of Hoechst Calanese Corporation.

Ryton® is a registered trademark of Phillips 66.

* Stainless Steel option available.

** If using 4" non-standard motors, refer to 329/420/431 Stainless Steel for coupling.

A coupling key is not required.

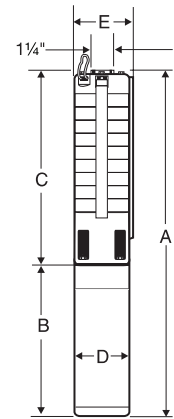


Fig. A

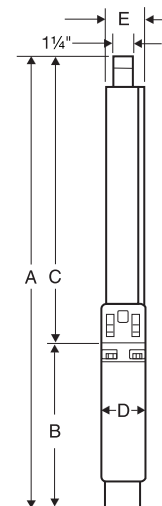


Fig. B



Geotech Environmental Equipment, Inc.

2650 East 40th Avenue • Denver, Colorado 80205

(303) 320-4764 • (800) 833-7958 • FAX (303) 322-7242

email: sales@geotechenv.com website: www.geotechenv.com