

# Environmental Submersible Pumps

## **Grundfos 385S Teflon® Retrofitted Submersible Pumps**

These Grundfos submersible pumps are made of stainless steel and retrofitted with Teflon® to handle the rigors of contaminated groundwater pumping and continuous operation in remediation applications. Built to deliver optimum efficiency during periods of high demand, all Grundfos pumps provide low, long-term operating costs and high operating reliability regardless of the application.

Grundfos Teflon® retrofitted submersibles meet government guidelines for environmental equipment and have been proven through extensive use in the field.


### FEATURES

- **Made For 8" (20 cm) and Larger Wells**  
Flow rates of 75 to 550 GPM (283.9 to 2,082 LPM).
- **State-of-the-art Hydraulics**  
Pump efficiency is maximized by constant improvement of the high-performance hydraulic design, and precise manufacturing process.
- **Manufactured With High-grade Stainless Steel**  
Rugged stainless steel construction inside and out resists corrosion and attack from aggressive liquids.
- **Wear-resistant Design**  
Designed to flush abrasive particles from the pump, and made from stainless steel to resist wear caused by abrasives.
- **Built-in Check Valve**  
Prevents back-flow into the well once the pump is shut down.
- **User Friendly Cable Guard For Easy Installation**
- **7½ to 100 HP Motors**  
Stainless steel construction and quality design.
- **Motor Controls and Protection**  
Available controls to protect the motor against burnout and dry-running, plus the ability to monitor the system allowing the user to optimize settings.

### OPERATION

Typical clean-up operations include water table depression techniques to isolate and remove dissolved contaminants.

With correct placement of the recovery well and proper sizing of the depression pump, the water table is depressed to stop and reverse the movement of the contamination plume. Once isolated, the contaminant is removed for treatment, re-use, or proper disposal.



**GRUNDFOS** 

*Geotech is a Certified  
Grundfos Master Distributor*

**CALL GEOTECH TODAY (800) 833-7958**

**Geotech Environmental Equipment, Inc.**

2650 East 40th Avenue • Denver, Colorado 80205

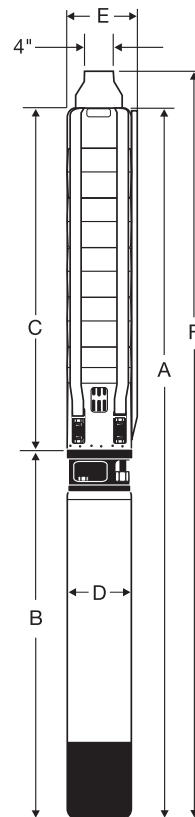
(303) 320-4764 • **(800) 833-7958** • FAX (303) 322-7242

email: sales@geotechenv.com website: www.geotechenv.com

**DIMENSIONS & WEIGHTS**

Model No.	HP	Motor Size		Discharge Size	Dimensions												Approximate Shipping Wt.	
		In.	CM		A		B		C		D		E		F		Lbs.	Kg
385S75-1	7 1/2	6	15	4" NPT	48.3	122.7	24	61.0	24.3	61.7	5.4	13.7	7	17.8	53.1	134.9	148	67.1
385S100-2BA	10	6	15	4" NPT	54.8	139.2	25.4	64.5	29.4	74.7	5.4	13.7	7	17.8	59.6	151.4	178	80.7
385S150-2	15	6	15	4" NPT	57.4	145.8	28	71.1	29.4	74.7	5.4	13.7	7	17.8	62.2	158.0	192	87.1
385S200-3A	20	6	15	4" NPT	65	165.1	30.6	77.7	34.4	87.4	5.4	13.7	7	17.8	69.8	177.3	223	101.2
385S250-3	25	6	15	4" NPT	67.5	171.5	33.1	84.1	34.4	87.4	5.4	13.7	7	17.8	72.3	183.6	210	95.3
385S250-4B	25	6	15	4" NPT	72.6	184.4	33.1	84.1	39.5	100.3	5.4	13.7	7	17.8	77.4	196.6	210	95.3
385S300-4	30	6	15	4" NPT	75.2	191.0	35.7	90.7	39.5	100.3	5.4	13.7	7	17.8	80	203.2	243	110.2
385S300-5BB	30	6	15	4" NPT	80.2	203.7	35.7	90.7	44.5	113.0	5.4	13.7	7	17.8	85	215.9	252	114.3
385S400-5*	40	6	15	4" NPT	85.3	216.7	40.8	103.6	44.5	113.0	5.4	13.7	7	17.8	90.1	228.9	276	125.2
385S400-6B	40	6	15	4" NPT	90.4	229.6	40.8	103.6	49.6	126.0	5.4	13.7	7	17.8	95.2	241.8	285	129.3
385S500-6*	50	6	15	4" NPT	107.4	272.8	57.8	146.8	49.6	126.0	5.4	13.7	7	17.8	112.2	285.0	285	129.3
385S500-7A	50	6	15	4" NPT	113	287.0	57.8	146.8	55.2	140.2	5.4	13.7	7	17.8	117.8	299.2	450	204.1
385S600-7*	60	6	15	4" NPT	119	302.3	63.8	162.1	55.2	140.2	5.4	13.7	7	17.8	123.8	314.5	450	204.1
385S600-8*	60	6	15	4" NPT	124	315.0	63.8	162.1	60.2	152.9	5.4	13.7	7	17.8	128.8	327.2	459	208.2
385S750-9	75	8	20	4" NPT	112.7	286.3	47.4	120.4	65.3	165.9	7.6	19.3	7.7	19.6	117.5	298.5	577	261.7
385S750-10	75	8	20	4" NPT	117.7	299.0	47.4	120.4	70.3	178.6	7.6	19.3	7.7	19.6	122.5	311.2	586	265.8
385S1000-11	100	8	20	4" NPT	130.3	331.0	54.91	139.5	75.4	191.5	7.6	19.3	7.7	19.6	135.1	343.2	672	304.8
385S1000-12	100	8	20	4" NPT	135.3	343.7	54.91	139.5	80.4	204.2	7.6	19.3	7.7	19.6	140.1	355.9	701	318.0
385S1000-13	100	8	20	4" NPT	140.3	356.4	54.91	139.5	85.4	216.9	7.6	19.3	7.7	19.6	145.1	368.6	709	321.6
Pipe Adapter															4.8	12.2		

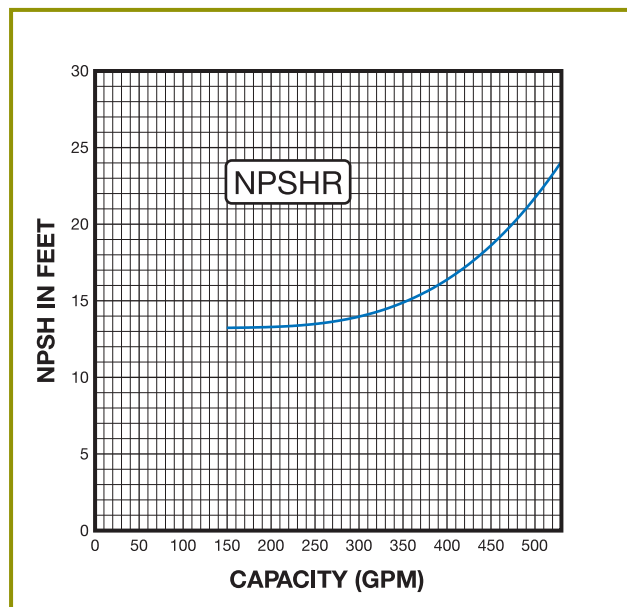
NOTES: All models suitable for use in 8" (20 cm) wells, unless otherwise noted.  
 Weights include pump end with motor in lbs.  
 \*Alternate motor sizes available.  
 All models come with a standard 5"-4" Pipe Adapter. Refer to chart for dimensions.



**MATERIALS OF CONSTRUCTION**

COMPONENT	CYLINDRICAL SHAFT (1-13 Stgs.)
Valve Housing	304 Stainless Steel
Check Valve	304 Stainless Steel
Diffuser Chamber	304 Stainless Steel
Split Cone Nut	304 Stainless Steel
Split Cone	304 Stainless Steel
Impeller	304 Stainless Steel
Suction Interconnector	304 Stainless Steel
Inlet Screen	304 Stainless Steel
Straps	304 Stainless Steel
Cable Guard	304 Stainless Steel
Coupling	316/329 Stainless Steel
Pump Shaft	431 Stainless Steel
Intermediate Bearings	Teflon®
Impeller Seal Ring	Teflon®
Lower Bearing	NBR/316 Stainless Steel
Upthrust Washer	Carbon/Graphite HY22
Upthrust Stop Ring	304 S.S./Tungsten Carbide
O-Ring	NBR
Valve Seat	304 Stainless Steel
Lower Valve Seat Retainer	316 Stainless Steel
Upper Valve Seat Retainer	304 Stainless Steel
Valve Guide	304 Stainless Steel
Valve Cup Spring	304 Stainless Steel

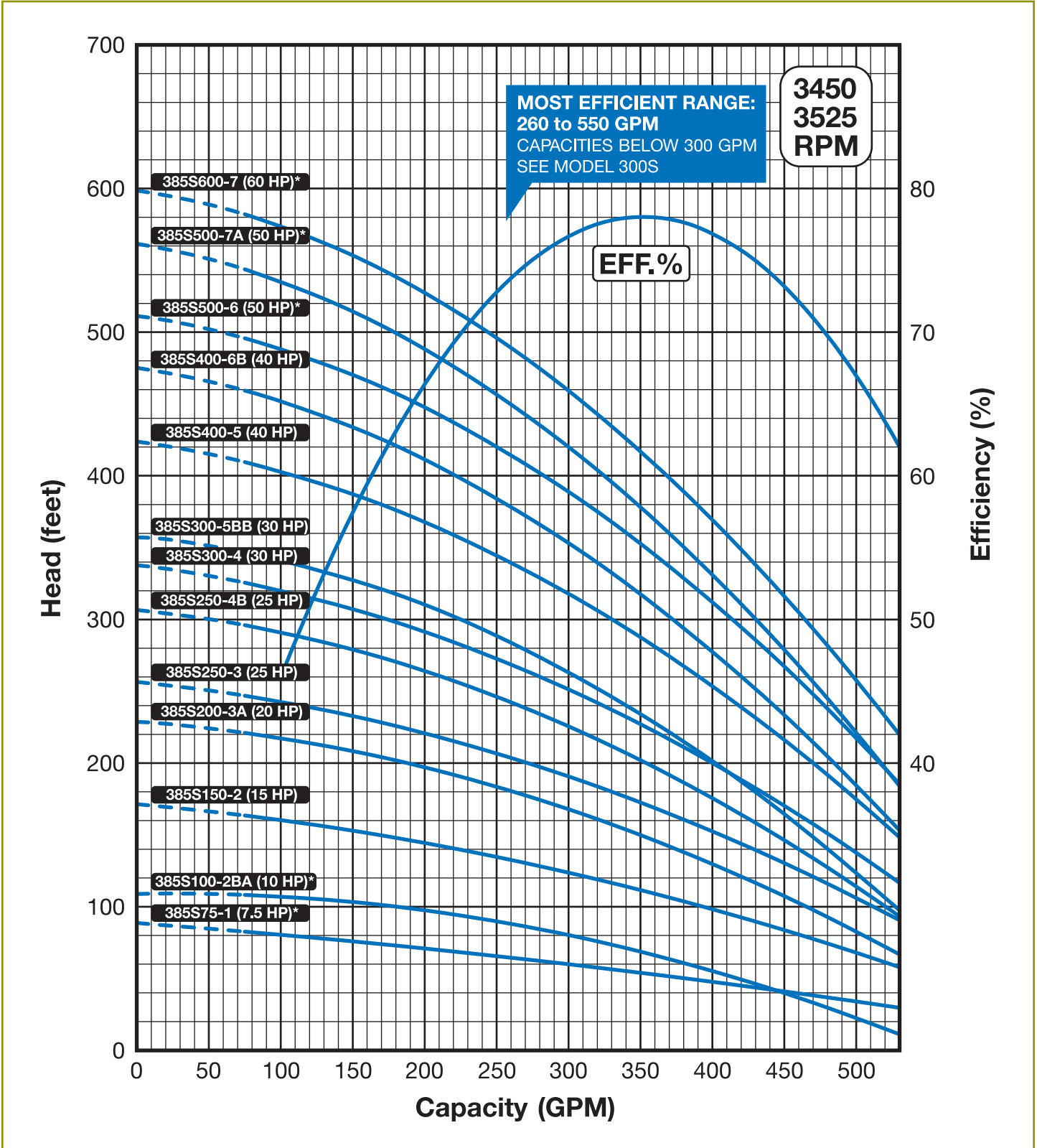
NOTES: Specifications are subject to change without notice.



FLOW RANGE: 75 - 550 GPM

OUTLET SIZE: 4" NPT

NOMINAL DIA. 8"



Specifications subject to change without notice.

6" motor standard, 7.5-60 HP/3450 RPM.

8" motor standard, 75-100 HP/3525 RPM.

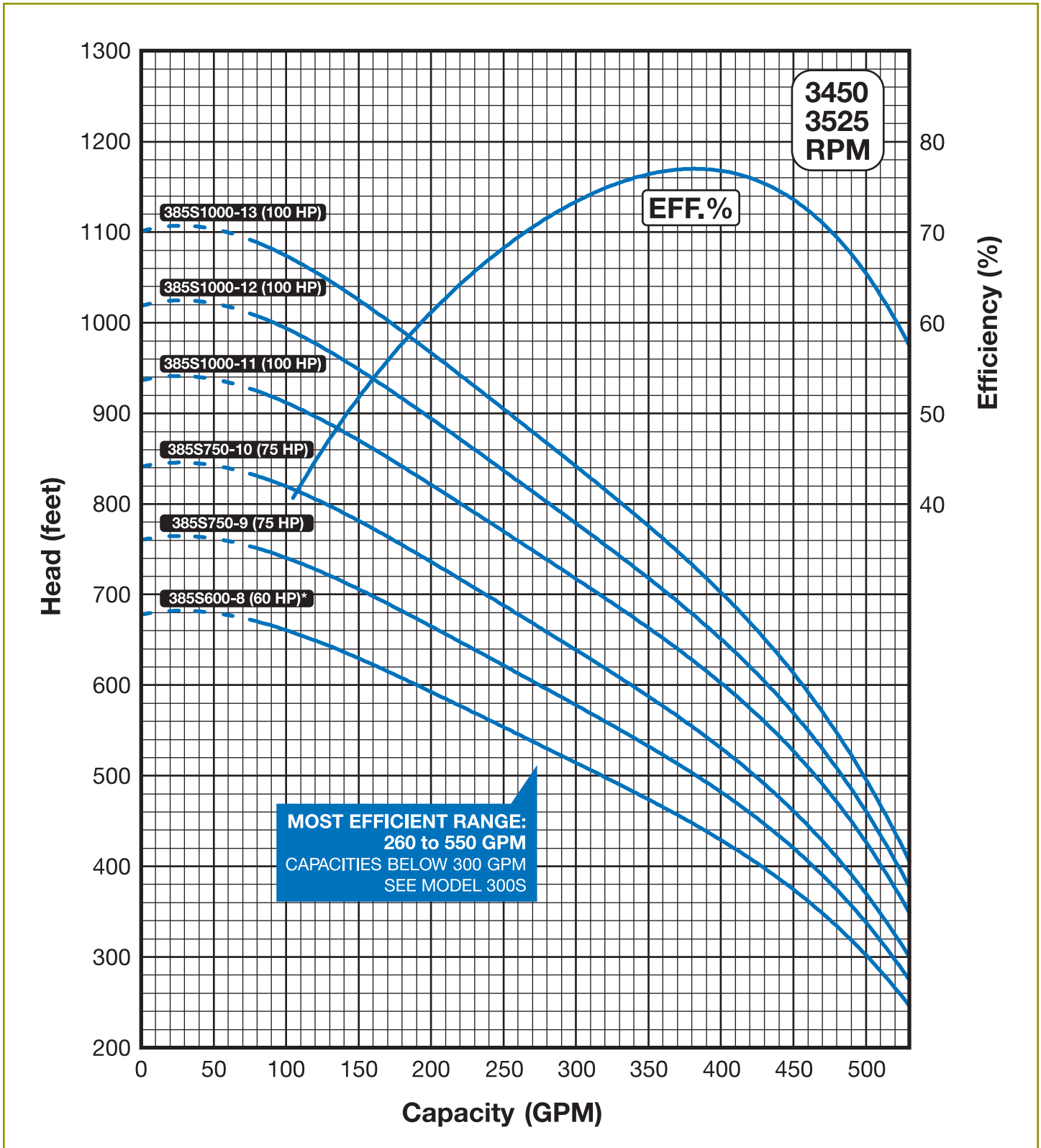
\* Alternate motor sizes available.

Performance conforms to ISO 9906 Annex A @ 8 ft. minimum submergence.

FLOW RANGE: 75 - 550 GPM

OUTLET SIZE: 4" NPT

NOMINAL DIA. 8"



Specifications subject to change without notice.

6" motor standard, 7.5-60 HP/3450 RPM.

8" motor standard, 75-100 HP/3525 RPM.

\* Alternate motor sizes available.

Performance conforms to ISO 9906 Annex A @ 8 ft. minimum submergence.