

Portable Reel Systems

Portable Geo Reel & Hand Reels


The Geotech Hand Reel and Geo Reel systems allow you to easily transport your water sampling systems in the field. The Hand Reel system is designed for pump and motor lead only as well as shallow bladder pump systems. The large and small Geo Reel systems allow for pump, motor lead, tubing, and safety cable for the Grundfos RediFlo2®, RediFlo4® or bladder pump systems. Choose from a variety of reel options for your convenience.

Hand Reels

- A - Orange "A" frame reel (plastic)
- B - Green reel (plastic)
- C - Gray hand reel (steel)
- D - Black hand reel with collector (steel)
- E - Orange spool (plastic)

All Hand Reels include:

- Caddy for pump when not in use
- Panel mount Harting connector for RF2 reels
- Size ranges up to 300'




Hand Reels

Standard Geo Reels

- A - Small Geo Reel (plastic tires, steel reel)
- B - Large Geo Reel (air filled tires, steel reel)
- C - Extra Large**

All Geo Reels include:


- Caddy for pump when not in use
- Panel mount Harting connector for RF2 reels



Standard Geo Reels

Deluxe Geo Reels

- A - Large Geo Reel assembly with collector and center discharge (rubber tires, aluminum reel)
- B - Large Electric Geo Reel (rubber tires, steel reel)
- C - Large Electric Geo Reel w/ collector assembly & center discharge**



Deluxe Geo Reels

Hand Reels

	Reel	L x W x H	Flange	Hub Dia	Weight
A	Orange "A" frame	9" x 10.75" x 13.25"	10"	3 1/4"	2.0 lbs
B	Green Hand	12.5" x 8" x 15.25"	10"	6"	3.1 lbs
C	Gray Hand	11.5" x 12" x 15"	11"	4"	10.0 lbs
D	Black hand w/ Collector assembly	13.5" x 15" x 19"	14.25"	6"	14.0 lbs
E	Orange spool	14" x 5" x 14"	14"	6"	1.6 lbs

Standard Geo Reels

	Reel	L x W x H x (H)*	Flange	Hub Dia	Weight
A	Small	20.5" x 21.5" x 24" (41")*	19"	6"	49.0 lbs
B	Large Reel	27" x 21.5" x 30.5" (41")*	25"	10.75"	89.0 lbs
C**	Extra Large	27" x 21.5" x 34.5" (41")*	29"	10.75"	94.0 lbs

Deluxe Geo Reels

	Reel	L x W x H x (H)*	Flange	Hub Dia	Weight
A	Collector & Center Discharge	24" x 29" x 33" (39.5")*	24"	10.5"	58.0 lbs
B	Large Electric	25.5" x 29" x 28.25" (41")*	22.5"	10.5"	88.0 lbs
C**	Large Electric w/ Collector & Center Discharge	25.5" x 29" x 28.25" (41")*	22.5"	10.5"	92.0 lbs

* Second height measurement includes the handle

** Not shown, but appearance is similar to B

Geotech Environmental Equipment, Inc.
 2650 East 40th Avenue • Denver, Colorado 80205
 (303) 320-4764 • (800) 833-7958 • FAX (303) 322-7242
 email: sales@geotechenv.com website: www.geotechenv.com

Portable Geo Reel & Hand Reels

	Reel	L x W x H	Flange	Hub Dia	Weight
A	Orange A-frame	9" x 10.75" x 13.25"	10"	3 1/4"	2.0 lbs
B	Green Hand	12.5" x 8" x 15.25"	10"	6"	3.1 lbs
C	Gray Hand	11.5" x 12" x 15"	11"	4"	10.0 lbs
D	Black hand	13.5" x 15" x 19"	14.25"	6"	14.0 lbs
E	Orange spool	14" x 5" x 14"	14"	6"	1.6 lbs

	Reel	L x W x H x (H)*	Flange	Hub Dia	Weight
A	Small	20.5" x 21.5" x 24" (41")*	19"	6"	49.0 lbs
B	Large reel	27" x 25" x 30.5" (41")*	25"	10.75"	89.0 lbs
C**	Extra Large	27" x 25" x 34.5" (41")*	29"	10.75"	94.0 lbs

	Reel	L x W x H x (H)*	Flange	Hub Dia	Weight
A	Collector & Center Disch.	24" x 29" x 33" (39.5")*	24"	10.5"	58.0 lbs
B	Large Electric	25.5" x 29" x 28.25" (41")*	22.5"	10.5"	88.0 lbs
C**	Large Electric w/ Collector & Center Disch.	25.5" x 29" x 28.25" (41")*	22.5"	10.5"	92.0 lbs

* Second height measurement includes the handle

** Not shown, but appearance is similar to B