

Grundfos 10S Enviro Retrofitted Submersible Pumps

These Grundfos submersible pumps are made of stainless steel and retrofitted with PTFE to handle the rigors of contaminated groundwater pumping and continuous operation in remediation applications. Built to deliver optimum efficiency during periods of high demand, all Grundfos pumps provide low, long-term operating costs and high operating reliability regardless of the application.

Grundfos Enviro retrofitted submersibles meet government guidelines for environmental equipment and have been proven through extensive use in the field.

FEATURES

- **Made For 4" (10 cm) and Larger Wells**
Flow rates of 5 to 14 GPM (18.9 to 53 LPM).
- **State-of-the-art Hydraulics**
Pump efficiency is maximized by constant improvement of the high-performance hydraulic design, and precise manufacturing process.
- **Manufactured With High-grade Stainless Steel**
Rugged stainless steel construction inside and out resists corrosion and attack from aggressive liquids.
- **Wear-resistant Design**
Designed to flush abrasive particles from the pump, and made from stainless steel to resist wear caused by abrasives.
- **Built-in Check Valve**
Prevents back-flow into the well once the pump is shut down.
- **User Friendly Cable Guard For Easy Installation**
- **1/2 to 5 HP Motors**
Stainless steel construction and quality design.
- **Motor Controls and Protection**
Available controls to protect the motor against burnout and dry-running, plus the ability to monitor the system allowing the user to optimize settings.

OPERATION

Typical clean-up operations include water table depression techniques to isolate and remove dissolved contaminants.

With correct placement of the recovery well and proper sizing of the depression pump, the water table is depressed to stop and reverse the movement of the contamination plume. Once isolated, the contaminant is removed for treatment, re-use, or proper disposal.



GRUNDFOS 

*Geotech is a Certified
Grundfos Master Distributor*

CALL GEOTECH TODAY (800) 833-7958

Geotech Environmental Equipment, Inc.

2650 East 40th Avenue • Denver, Colorado 80205

(303) 320-4764 • FAX (303) 322-7242

email: sales@geotechenv.com • website: www.geotechenv.com

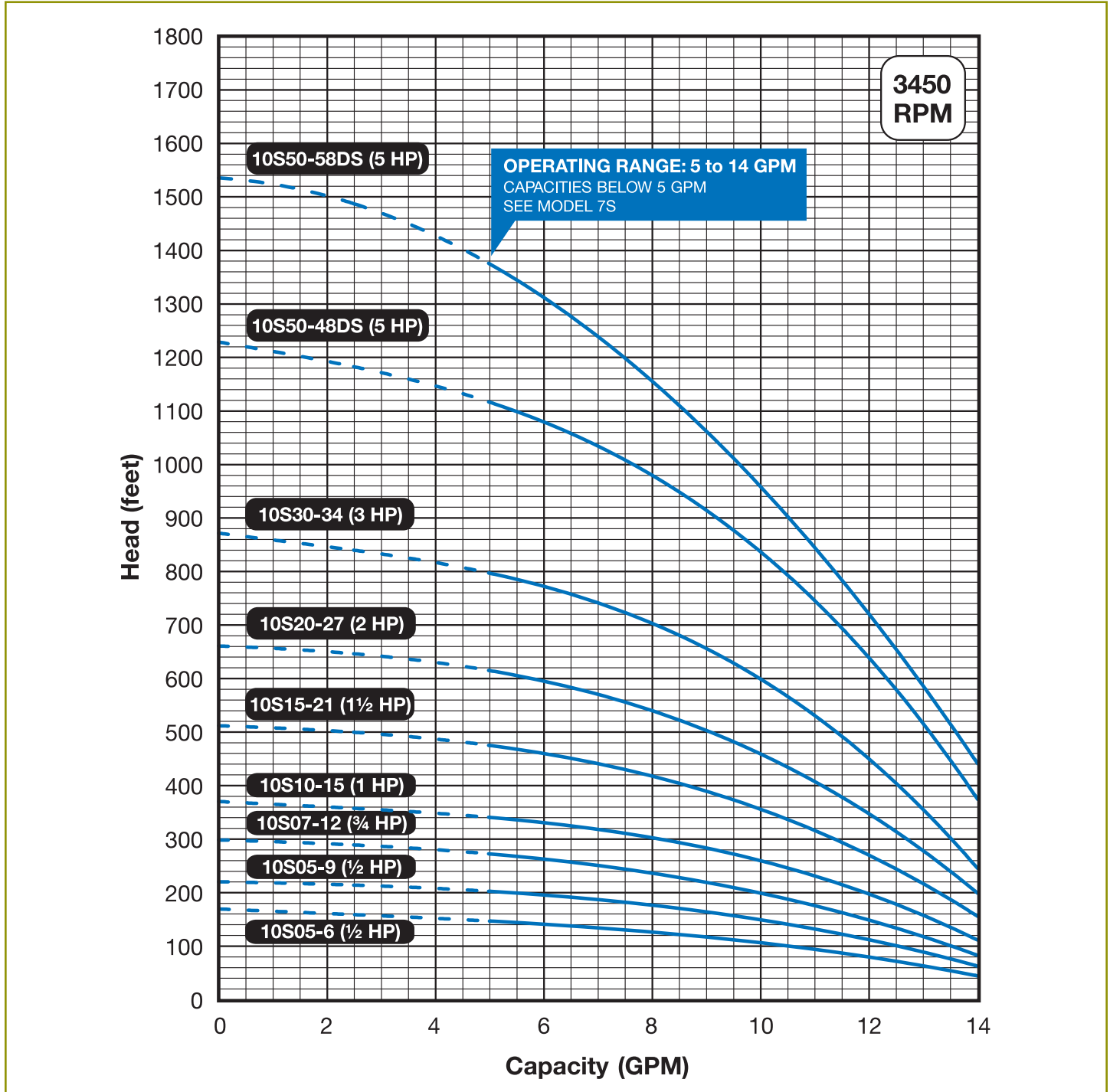
Grundfos 10S Enviro Retrofitted Submersible Pumps

PERFORMANCE CURVES

FLOW RANGE: 5 - 14 GPM

OUTLET SIZE: 1¼" NPT

NOMINAL DIA. 4"



Specifications subject to change without notice.

4" motor standard, 3450 RPM.

DS = Deep Set model version for high head requirements.

Performance conforms to ISO 2548 Annex B @ 2 ft. minimum submergence.

Grundfos 10S Enviro Retrofitted Submersible Pumps

DIMENSIONS & WEIGHTS

Model No.	Fig.	HP	Motor Size		Discharge Size	Dimensions												Approximate Shipping Wt.	
			In.	CM		A		B		C		D		E		Lbs.	Kg		
10S05-6	A	½	4	10	1 ¼" NPT	22.1	56.1	11.0	27.9	11.1	28.2	3.7	9.4	4.0	10.2	26	11.8		
10S05-9	A	½	4	10	1 ¼" NPT	23	58.4	9.5	24.1	13.5	34.3	3.8	9.7	3.9	9.9	29	13.2		
10S07-12	A	¾	4	10	1 ¼" NPT	26.7	67.8	10.7	27.2	16	40.6	3.8	9.7	3.9	9.9	32	14.5		
10S10-15	A	1	4	10	1 ¼" NPT	30.3	77.0	11.8	30.0	18.5	47.0	3.8	9.7	3.9	9.9	34	15.4		
10S15-21	A	1 ½	4	10	1 ¼" NPT	37.1	94.2	13.6	34.5	23.5	59.7	3.8	9.7	3.9	9.9	44	20.0		
10S20-27	A	2	4	10	1 ¼" NPT	43.5	110.5	15.1	38.4	28.4	72.1	3.8	9.7	3.9	9.9	49	22.2		
10S30-34	A	3	4	10	1 ¼" NPT	54.7	138.9	20.6	52.3	34.1	86.6	3.8	9.7	3.9	9.9	83	37.6		
10S50-48DS	A	5	4	10	1 ¼" NPT	69.4	176.3	23.6	59.9	45.8	116.3	3.8	9.7	3.9	9.9	115	52.2		
10S50-58DS*	B	5	4	10	1 ¼" NPT	88.2	224.0	23.6	59.9	64.5	163.8	3.8	9.7	4.3	10.9	142	64.4		

NOTES: All models suitable for use in 4" (10 cm) wells, unless otherwise noted.
Weights include pump end with motor in lbs.

*Built into sleeve 1 ¼" MPT discharge, 5" minimum well diameter.

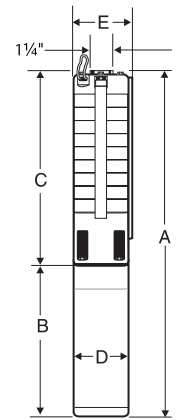


Fig. A

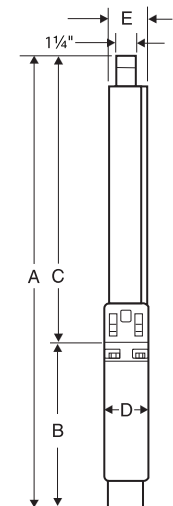


Fig. B

MATERIALS OF CONSTRUCTION

COMPONENT	SPLINED SHAFT (6-27 Stgs.)	CYLINDRICAL SHAFT (34-48 Stgs.)	DEEP SET (58 Stgs.)
Check Valve Housing	304 Stainless Steel	304 Stainless Steel	304 Stainless Steel
Check Valve	304 Stainless Steel	304 Stainless Steel	304 Stainless Steel
Diffuser Chamber	304 Stainless Steel	304 Stainless Steel	304 Stainless Steel
Impeller	304 Stainless Steel	304 Stainless Steel	304 Stainless Steel
Suction Interconnector	304 Stainless Steel	304 Stainless Steel	304 Stainless Steel
Inlet Screen	304 Stainless Steel	304 Stainless Steel	304 Stainless Steel
Pump Shaft	304 Stainless Steel	431 Stainless Steel	431 Stainless Steel
Straps	304 Stainless Steel	304 Stainless Steel	304 Stainless Steel
Cable Guard	304 Stainless Steel	304 Stainless Steel	304 Stainless Steel
Priming Inducer	304 Stainless Steel	316 Stainless Steel	316 Stainless Steel
Coupling	329/420/431 Stainless Steel	329/420/431 Stainless Steel	329/420/431 Stainless Steel
Check Valve Seat	NBR/304 Stainless Steel	NBR/316 Stainless Steel	NBR/316 Stainless Steel
Top Bearing	PTFE/304 Stainless Steel	PTFE/316 Stainless Steel	PTFE/316 Stainless Steel
Impeller Seal Ring	PTFE	PTFE	PTFE
Intermediate Bearings	PTFE	304 Stainless Steel	PTFE/316 Stainless Steel
Shaft Washer	Not Required	LCP (Vectra®)	LCP (Vectra®)
Split Cone	Not Required	304 Stainless Steel	304 Stainless Steel
Split Cone Nut	Not Required	316 Stainless Steel	304 Stainless Steel
Sleeve	Not Required	Not Required	316 Stainless Steel
Sleeve Flange	Not Required	Not Required	Zincless Bronze*

NOTES: Specifications subject to change without notice.
Valox® is a registered trademark of General Electric Co.
Vectra® is a registered trademark of Hoechst Calanese Corporation.
Ryton® is a registered trademark of Phillips 66.

*Stainless Steel option available.

CALL GEOTECH TODAY (800) 833-7958

Geotech Environmental Equipment, Inc.

2650 East 40th Avenue • Denver, Colorado 80205

(303) 320-4764 • FAX (303) 322-7242

email: sales@geotechenv.com • website: www.geotechenv.com