

# Environmental Submersible Pumps

## Grundfos 77S Enviro Retrofitted Submersible Pumps

These Grundfos submersible pumps are made of stainless steel and retrofitted with PTFE to handle the rigors of contaminated groundwater pumping and continuous operation in remediation applications. Built to deliver optimum efficiency during periods of high demand, all Grundfos pumps provide low, long-term operating costs and high operating reliability regardless of the application.

Grundfos Enviro retrofitted submersibles meet government guidelines for environmental equipment and have been proven through extensive use in the field.


### FEATURES

- **Made For 4" (10 cm) and Larger Wells**  
Flow rates of 8 to 95 GPM (30.3 to 359.6 LPM).
- **State-of-the-art Hydraulics**  
Pump efficiency is maximized by constant improvement of the high-performance hydraulic design, and precise manufacturing process.
- **Manufactured With High-grade Stainless Steel**  
Rugged stainless steel construction inside and out resists corrosion and attack from aggressive liquids.
- **Wear-resistant Design**  
Designed to flush abrasive particles from the pump, and made from stainless steel to resist wear caused by abrasives.
- **Built-in Check Valve**  
Prevents back-flow into the well once the pump is shut down.
- **User Friendly Cable Guard For Easy Installation**
- **.75 to 20 HP Motors**  
Stainless steel construction and quality design.
- **Motor Controls and Protection**  
Available controls to protect the motor against burnout and dry-running, plus the ability to monitor the system allowing the user to optimize settings.

### OPERATION

Typical clean-up operations include water table depression techniques to isolate and remove dissolved contaminants.

With correct placement of the recovery well and proper sizing of the depression pump, the water table is depressed to stop and reverse the movement of the contamination plume. Once isolated, the contaminant is removed for treatment, re-use, or proper disposal.



**GRUNDFOS** 

*Geotech is a Certified  
Grundfos Master Distributor*

**CALL GEOTECH TODAY (800) 833-7958**

**Geotech Environmental Equipment, Inc.**

2650 East 40th Avenue • Denver, Colorado 80205

(303) 320-4764 • **(800) 833-7958** • FAX (303) 322-7242

email: sales@geotechenv.com website: www.geotechenv.com

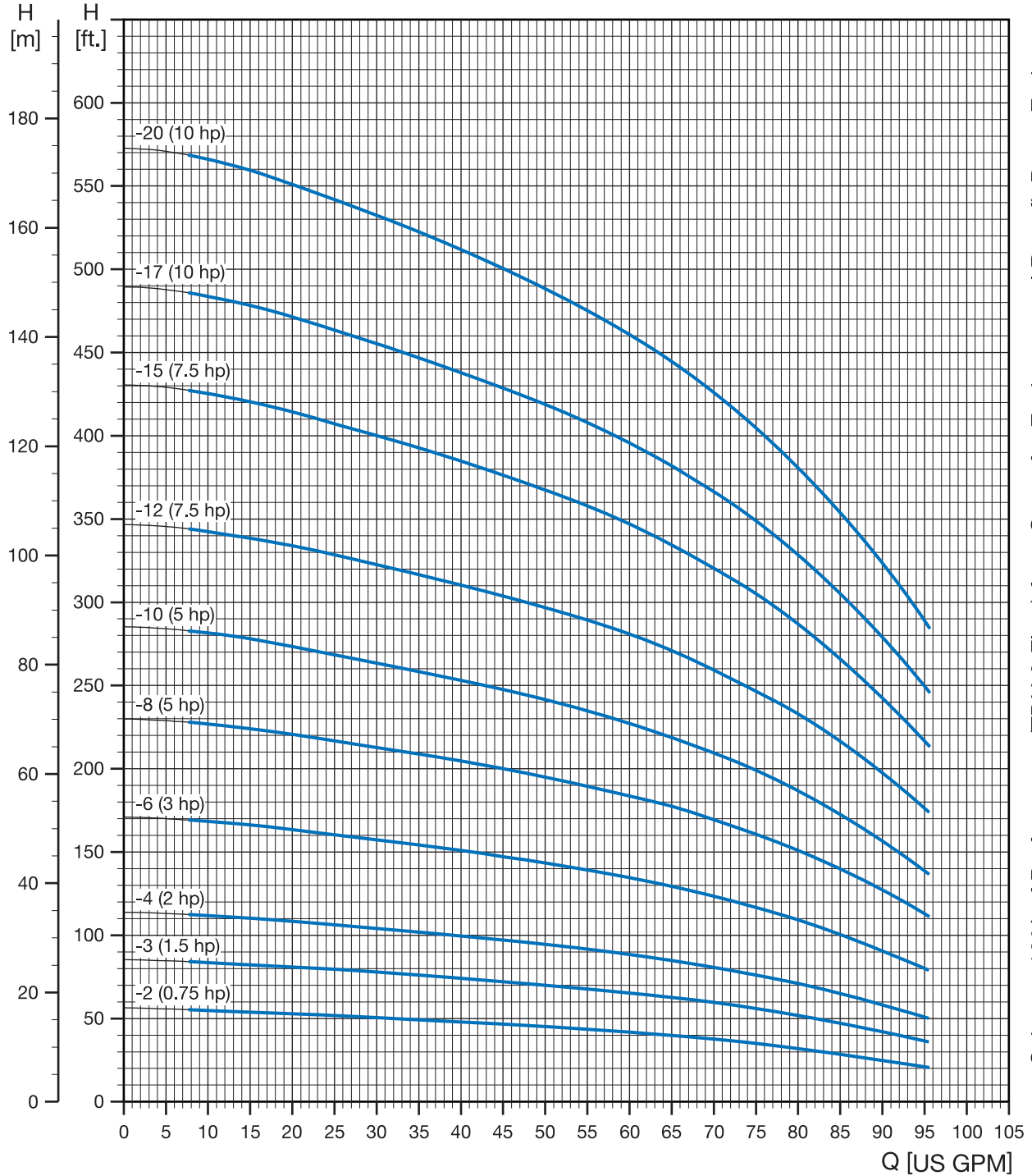
# Model 77S Enviro Retrofitted 77 GPM (291.5 LPM) Performance Curves

FLOW RANGE: 8 - 95 GPM

OUTLET SIZE: 2" NPT

NOMINAL DIA. 4"\*

4" and larger wells  
SP 77S (77 gpm)



Specifications subject to change without notice.

\* Also available with 6" diameter motor. Performance is the same only at Best Efficiency Point.

Consult factory for actual performance.

Performance conforms to ISO 9906. 1999 (E) Annex A. 2 ft. minimum submergence.

**MATERIALS OF CONSTRUCTION**

COMPONENT	CYLINDRICAL SHAFT (2-20 Stgs.)
Check Valve Housing	304 Stainless Steel
Check Valve	304 Stainless Steel
Diffuser Chamber	304 Stainless Steel
Impeller	304 Stainless Steel
Suction Interconnector	304 Stainless Steel
Inlet Screen	304 Stainless Steel
Pump Shaft	431 Stainless Steel
Straps	304 Stainless Steel
Cable Guard	304 Stainless Steel
Priming Inducer	316 Stainless Steel
Coupling	329/420/431 Stainless Steel**
Check Valve Seat	NBR/316 Stainless Steel
Top Bearing	PTFE/316 Stainless Steel
Impeller Seal Ring	PTFE/316 Stainless Steel
Intermediate Bearings	PTFE/316 Stainless Steel
Shaft Washer	LCP (Vectra®)
Split Cone	304 Stainless Steel
Split Cone Nut	304 Stainless Steel
Coupling Key	Not Required**

**NOTES:**

Specifications are subject to change without notice.

Vectra® is a registered trademark of Hoechst Calanese Corporation.

\*\* If using 6" non-standard motors, refer to 329/416 Stainless Steel for coupling and 302/304 for the coupling key.



**Geotech Environmental Equipment, Inc.**

2650 East 40th Avenue • Denver, Colorado 80205

(303) 320-4764 • **(800) 833-7958** • FAX (303) 322-7242

email: sales@geotechenv.com website: www.geotechenv.com

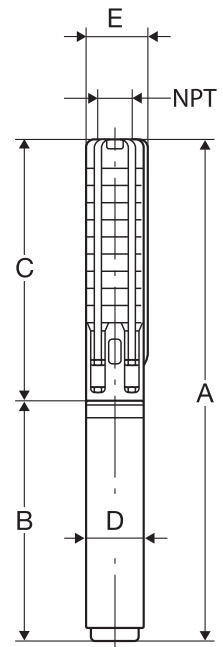
## SPECIFICATIONS

4" and larger wells

SP 77S (77 gpm)/4 inch motor

**77S - Motor dia. 4 inch, 3 wire motor, 60 Hz, rated 77 gpm (2" NPT)**

Pump Model	Nom. Head (ft.)	Ph	Volts (V)	Motor (Hp)	Dimensions in. (mm)					Net Weight (complete) (lb.)
					A	B	C	D	E	
77S07-2	34	1	230	.75	28.35 (720)	13.08 (332)	15.28 (388)	3.75 (95)	3.98 (101)	29.7
		3	230	.75	26.97 (685)	11.70 (297)	15.28 (388)	3.75 (95)	3.98 (101)	26.7
		3	460	.75	26.97 (685)	11.70 (297)	15.28 (388)	3.75 (95)	3.98 (101)	26.7
		3	575	.75	26.97 (685)	11.70 (297)	15.28 (388)	3.75 (95)	3.98 (101)	26.7
77S15-3	53	1	230	1	33.47 (850)	15.24 (387)	18.23 (463)	3.75 (95)	3.98 (101)	36.8
		3	230	1.5	31.89 (810)	13.67 (347)	18.23 (463)	3.75 (95)	3.98 (101)	33.3
		3	460	1.5	31.89 (810)	13.67 (347)	18.23 (463)	3.75 (95)	3.98 (101)	33.3
		3	575	1.5	31.89 (810)	13.67 (347)	18.23 (463)	3.75 (95)	3.98 (101)	33.0
77S20-4	73	1	230	2	40.75 (1035)	19.57 (497)	21.19 (538)	3.75 (95)	3.98 (101)	54.2
		3	230	2	36.42 (925)	15.24 (387)	21.19 (538)	3.75 (95)	3.98 (101)	38.8
		3	460	2	36.42 (925)	15.24 (387)	21.19 (538)	3.75 (95)	3.98 (101)	39.0
		3	575	2	36.42 (925)	15.24 (387)	21.19 (538)	3.75 (95)	3.98 (101)	38.8
77S30-6	112	1	230	3	49.81 (1265)	22.72 (577)	27.09 (688)	3.75 (95)	3.98 (101)	66.5
		3	208-230	3	45.08 (1145)	18.00 (457)	27.09 (688)	3.75 (95)	3.98 (101)	53.3
		3	460	3	45.08 (1145)	18.00 (457)	27.09 (688)	3.75 (95)	3.98 (101)	53.3
77S50-8	152	1	230	5	59.65 (1515)	26.66 (677)	33.00 (838)	3.75 (95)	3.98 (101)	81.1
		3	208-230	5	55.71 (1415)	22.72 (577)	33.00 (838)	3.75 (95)	3.98 (101)	70.1
		3	460	5	55.71 (1415)	22.72 (577)	33.00 (838)	3.75 (95)	3.98 (101)	70.1
77S50-10	191	1	230	5	65.56 (1665)	26.66 (677)	38.90 (988)	3.75 (95)	3.98 (101)	84.6
		3	208-230	5	61.62 (1565)	22.72 (577)	38.90 (988)	3.75 (95)	3.98 (101)	73.6
		3	460	5	61.62 (1565)	22.72 (577)	38.90 (988)	3.75 (95)	3.98 (101)	73.6
77S75-12	230	3	208-230	7.5	71.46 (1815)	26.66 (677)	44.81 (1138)	3.75 (95)	3.98 (101)	88.1
		3	460	7.5	71.46 (1815)	26.66 (677)	44.81 (1138)	3.75 (95)	3.98 (101)	88.1
		3	575	7.5	71.46 (1815)	26.66 (677)	44.81 (1138)	3.75 (95)	3.98 (101)	88.1
77S75-15	289	3	208-230	7.5	80.32 (2040)	26.66 (677)	53.67 (1363)	3.75 (95)	3.98 (101)	93.4
		3	460	7.5	80.32 (2040)	26.66 (677)	53.67 (1363)	3.75 (95)	3.98 (101)	93.4
		3	575	7.5	80.32 (2040)	26.66 (677)	53.67 (1363)	3.75 (95)	3.98 (101)	93.4
77S100-17	329	3	460	10	90.16 (2290)	30.60 (777)	59.57 (1513)	3.75 (95)	3.98 (101)	105.7
		3	575	10	90.16 (2290)	30.60 (777)	59.57 (1513)	3.75 (95)	3.98 (101)	105.7
77S100-20	388	3	460	10	99.02 (2515)	30.60 (777)	68.43 (1738)	3.75 (95)	3.98 (101)	111.0
		3	575	10	99.02 (2515)	30.60 (777)	68.43 (1738)	3.75 (95)	3.98 (101)	111.0



E= Maximum diameter of pump including cable guard and motor.

### Notes:

Control box is required for 3-wire, single-phase applications. Data does not include control box.

Performance conforms to ISO 9906. 1999 (E) Annex A. Minimum submergence is 2 feet.

**SPECIFICATIONS (continued)**

4" and larger wells

SP 77S (77 gpm)/6 inch motor

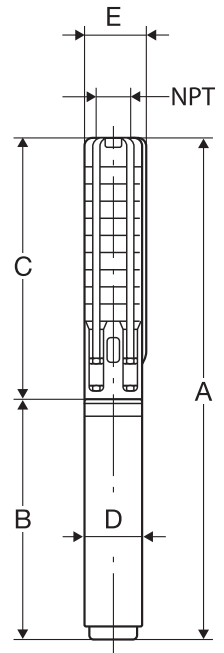
**77S - Motor dia. 6 inch, 3 wire motor, 60 Hz, rated 77 gpm (2" NPT)**

Pump Model	Nom. Head (ft.)	Ph	Volts (V)	Motor (Hp)	Dimensions in. (mm)					Net Weight (complete) (lb.)
					A	B	C	D	E	
77S75-12	230	3	208-230	.75	70.79 (1798)	23.51 (597)	47.29 (1201)	5.50 (140)	5.50 (140)	115.8
		3	460	.75	70.79 (1798)	23.51 (597)	47.29 (1201)	5.50 (140)	5.50 (140)	115.8
		3	575	.75	70.79 (1798)	23.51 (597)	47.29 (1201)	5.50 (140)	5.50 (140)	115.8
77S75-15	289	3	208-230	.75	79.65 (2023)	23.51 (597)	56.15 (1426)	5.50 (140)	5.50 (140)	121.1
		3	460	.75	79.65 (2023)	23.51 (597)	56.15 (1426)	5.50 (140)	5.50 (140)	121.1
		3	575	.75	79.65 (2023)	23.51 (597)	56.15 (1426)	5.50 (140)	5.50 (140)	121.1
77S100-17	329	3	208-230	10	86.74 (2203)	24.69 (627)	62.05 (1576)	5.50 (140)	5.50 (140)	131.2
		3	460	10	86.74 (2203)	24.69 (627)	62.05 (1576)	5.50 (140)	5.50 (140)	131.2
		3	575	10	86.74 (2203)	24.69 (627)	62.05 (1576)	5.50 (140)	5.50 (140)	131.2
77S100-20	388	3	208-230	10	95.60 (2428)	24.69 (627)	70.91 (1801)	5.50 (140)	5.50 (140)	136.4
		3	460	10	95.60 (2428)	24.69 (627)	70.91 (1801)	5.50 (140)	5.50 (140)	136.4
		3	575	10	95.60 (2428)	24.69 (627)	70.91 (1801)	5.50 (140)	5.50 (140)	136.4

**Notes:**

Control box is required for 3-wire, single-phase applications. Data does not include control box.

Performance conforms to ISO 9906. 1999 (E) Annex A. Minimum submergence is 2 feet.



E= Maximum diameter of pump including cable guard and motor.



**Geotech Environmental Equipment, Inc.**

2650 East 40th Avenue • Denver, Colorado 80205

(303) 320-4764 • (800) 833-7958 • FAX (303) 322-7242

email: sales@geotechenv.com website: www.geotechenv.com